

Transformation (Magic Butterfly)

© 2013 - Ian Pidgeon – All rights reserved

Effect:

Magician simulates a grand illusion in the palm of the spectator's hand. A tiny foil egg is placed in the palm of the spectator's hand and then photographed. The phone is placed on their hand. The egg transforms into a Chrysalis and then a butterfly. The magician's finger is seen to tickle the virtual butterfly on screen then it flies away.

Using a magical gesture the magician brings the butterfly back briefly before it flies off again.

When the spectator tries they find a matching plastic butterfly (in an impossible location) on the back of their hand. The original foil egg has vanished.

Preparation:

A small magnet is stuck to the back of your smart phone.

A plastic butterfly with a sticky dot is palmed beneath your phone in your right hand.

A small barrel magnet wrapped in green coloured foil in your left finger tips.

Settings:

Flash: ON, Vibration: ON, Shutter Sound: ON, Finger: ON,

Caterpillar OFF, Empty Chrysalis ON.

Set the pause timing to suit your own speed. Suggested Butterfly timing: 5,2,2,3,30

Setting the scene:

Magicians have always been fascinated with transformation.

(Show a start-up screen showing old fashioned illusion/box – Houdini steam punk theme)

Houdini used to carry a big trunk around with him. He would stand on the trunk, raise a curtain in front of him, then transform into his beautiful assistant.

Me being a close up magician, I can't carry a big box with me and we don't get to have assistants. Would you be my assistant.

Performance:

(To your spectator)

Can you hold out your hand old out your hand?


(place the wrapped magnet (egg) in their palm)

Do you know what this is?

(Yes/No?? - confusion)

This is a magical egg. They're very common where I come from.

(smile/laugh/release of tension)



This will represent Houdini's assistant.

Then we'll use the camera on the iPhone/Smart Phone as the stage because it allows us to cover all the angles. This is very important for stage illusions.

(Take photo of hand making sure the egg is in the centre of screen— load the plastic butterfly — Place the phone on their hand, magnet sticks to the back of the phone and vanishes. Using the "empty chrysalis" setting hides the foil egg in the photo for the remainder of the effect.)

Now Houdini would use a curtain to cover his assistant like this...

(Cover the screen with your hand – the phone will dim and vibrate)

Did you feel that?

(remove your hand to reveal the egg has transformed into a chrysalis)

The egg has transformed into something more beautiful. This is a chrysalis for a Monarch Butterfly, you can see the magic happening right there in your hand.

(Chrysalis develops in time lapse)

Then he'd cover the chrysalis again and it transform into his beautiful assistant.

(You cover the screen again with your palm, the screen dims and then vibrates. Remove your hand to reveal a Butterfly flapping it's wings on your palm)

Now this is only an illusion or is it?

(slide finger under phone to tickle the butterfly – it flies away)

Then Houdini would explain the effect further... he would do a magical move and try and make his assistant reappear.

(Wiggle your fingers of both hands over the phone – i.e. magic fingers)

The assistant re-appears but then with a snap of his fingers vanishes again.

(Snap your fingers as the butterfly flies away)

For the final stage he would bring up a member of the audience, someone like you, to check that there were no trap doors or secret panels.

(Take the phone back from them and place in your own palm)

and they would be asked to try and make the assistant reappear.



(and say or gesture for them to do magic fingers over the phone)

(Butterfly is revealed on the back of their hand as you say...)

and his assistant re-appears in an impossible location.

And the audience member leaves with a little gift to remember the occasion.

(Gift the butterfly to your spectator to remember you by. Can be stuck to your business card or left on their hand – a nice gift)



Credits:

The inspiration for this effect came from an extension of "The Web" by Jim Pace continuing the augmented reality theme of My Pet Boris – Magic Spider.

Previous effects using a butterfly stuck to the back of the hand include:

- David Harkey's "Wingding" in his book Ah-ha used give away butterfly stickers
- Jim Pace and Steve Pennington's, poetic Caterpillar Love
- Joe Rindfleisch – Chrysalis had a butterfly appear on the spectator's shoulder
- Christian Schenk's Metamorphosis uses beautifully printed vintage butterflies and cards.

Sydney based magician, Adam Mada suggested placing a grain of rice on the palm and having it vanish by sticking to some tape on the back of the phone.

Ian Pidgeon expanded on this idea using a small magnet wrapped in foil and a second magnet on the back of the phone to ensure an easy vanish. The chrysalis was used in the animation to hide the egg on the hand for the remainder of the animation.

Supplies:

Special PVC winged and plastic bodied butterflies have been made from a photo of the actual butterfly used in the animation and are available on the www.mypetboris.com website's store.



There is a starter pack and also a bulk pack for the professional magician so the butterfly can be given away at the end of the effect.

These plastic butterflies have a skin tone printed on the underside so they don't flash during the load.

You can also print your own paper butterflies from the following pages. Use photo paper or clear film and print the skin tone (choose the best one to suit your own skin tone) on the back side before cutting them out by hand.

The inspiration of gifting the butterfly came after reading Lawrence Hass's book "Gift Magic"



